CRICNOBLE

CricNoble Player Guide

Create your player account, find your tournament and join a team, step by step.

Guide for the CricNoble app. Screens may look slightly different on your phone.
cricnoble.com

Contents

1 Create your player account

2 Find your tournament

3 Register and join a team

4 After you join

- Frequently asked questions

PART 1

Create your player account

Do this once. Your account keeps your stats, your teams and your tournaments together.

1 Install the app and register

Install CricNoble on your phone and open it.

On the Sign in screen tap "Register here".

Fill in your full name, a username, your email and a password (at least 8 characters). Add your city under Location, so the app can show you tournaments nearby.

Tick "I am 13 or older" to accept the Privacy Policy and Terms of Service, then tap "Create Account".

"Continue as Guest" only lets you look around. You must be signed in to register for a tournament or join a team.

> **Tip:** Use the same email and phone number your captain or organizer already has for you. Then it is easy for them to find you.

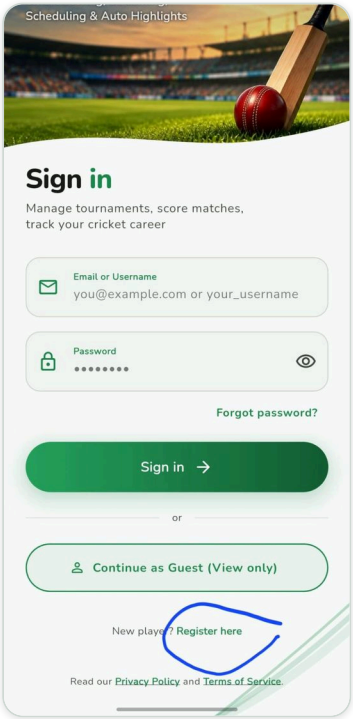

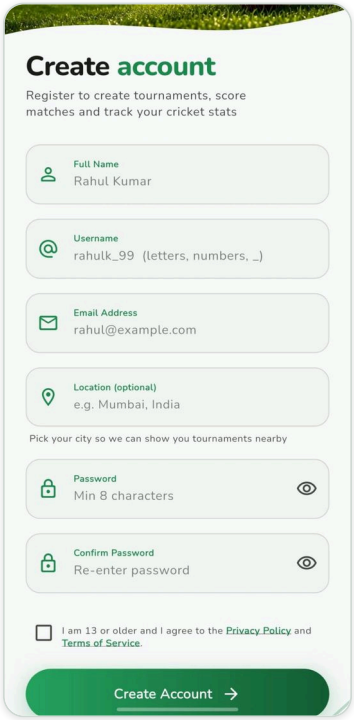

2 Verify your email

Open the email titled "Verify your CricNoble email" and tap "Verify Email". The link works for 24 hours.

Only then can you sign in. Cannot find it? Look in Spam or Promotions.

> **Tip:** Sign in with your email or username and password after verifying.

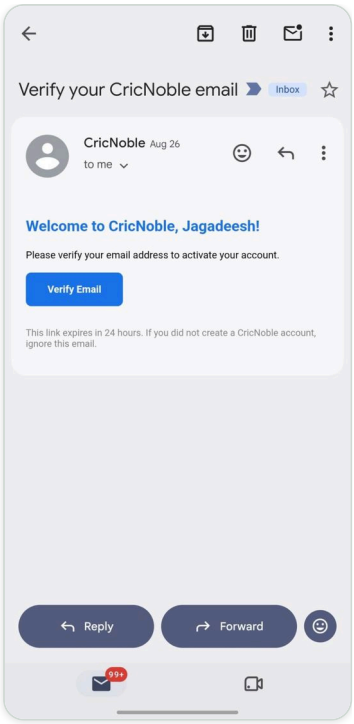

3 Complete your profile

Tap your profile photo, then Edit Profile.

Add a photo, your phone number and your playing role (Batsman, Bowler, All-Rounder or Wicket Keeper).

Captains read your profile before they accept you, so fill it in properly.

> **Tip:** Your batting and bowling stats are saved to this profile and follow you from season to season.

PART 2

Find your tournament

Your organizer will give you a name, a search code or a link. Any one of them works.

1 Search for the tournament

Open the Tournaments tab.

Type the tournament, league or venue name in the search box at the top.

By default the list shows "My tournaments". Tap the location chip under the search box and choose your city to see every tournament near you.

Tap a tournament to open it. Your own tournaments show an ORGANIZER tag.

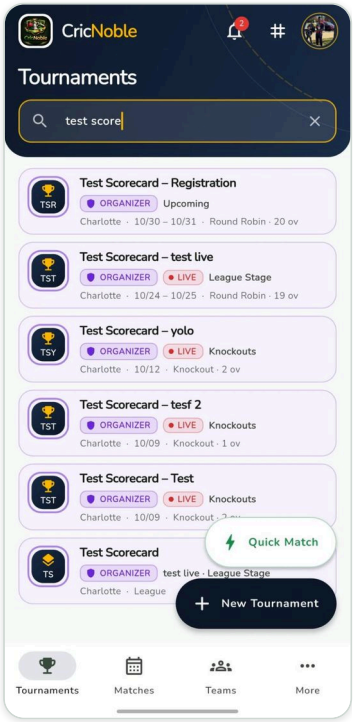

2 Or enter the search code

Many organizers share a short search code, such as CUP2024.

On the Tournaments tab tap the tag icon (Find by search code).

Type the code and tap "Find Tournament". The tournament opens straight away.

3 Or open the link you were sent

If the organizer sent you a link on WhatsApp, just tap it. It opens the tournament in the app if you have it, and in your browser if you do not.

PART 3

Register and join a team

Registering tells the organizer you want to play. Joining a team puts you in a squad.

1 Register as a player

Open the tournament. Near the top you will see "Join this tournament". Tap "Register".

A message says "Registered! Now select a team to join" and the team list opens for you.

You are now an active participant. If you change your mind before you are in a squad, tap "Leave".

> **Important:** If you cannot see Register or Join a Team, the organizer has not opened player registration yet. Ask them to switch Player Registration on. They have a guide for it.

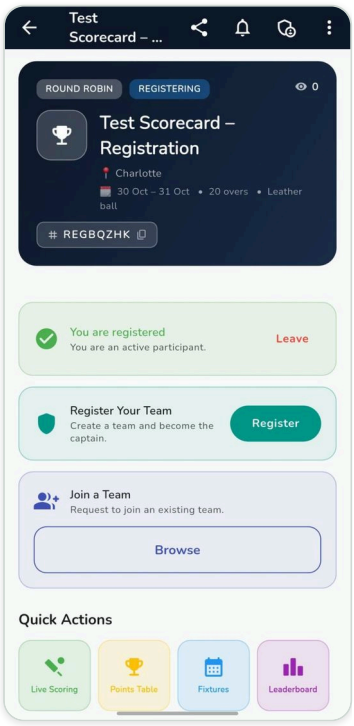

2 Join a team

Tap "Browse" on the "Join a Team" card.

Pick a team from the list. Only teams the organizer has confirmed are shown.

Write a short message to the captain if you like, for example your role and your phone number.

Tap "Send Join Request".

> **Tip:** Ask your captain which team name to pick. You can have only one request waiting at a time, so choose carefully.

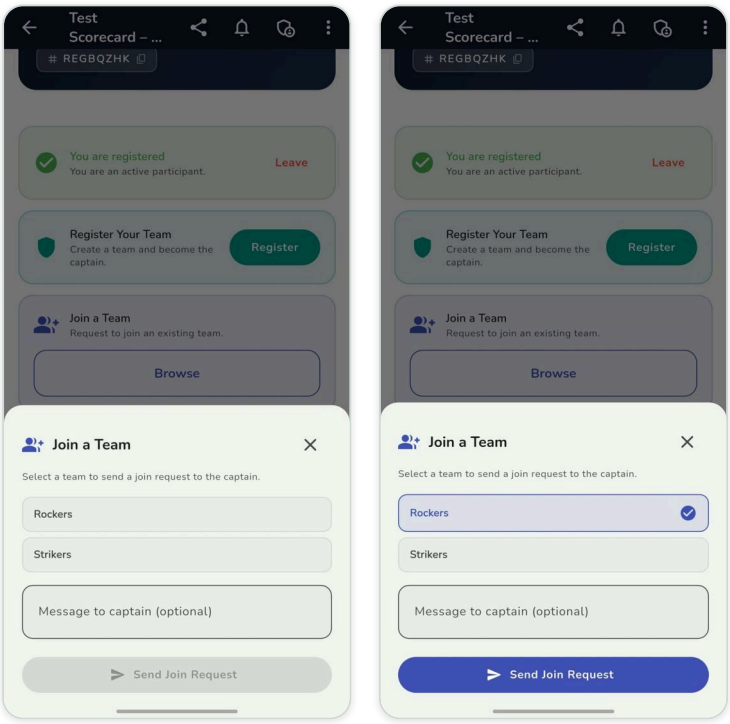

3 Wait for the captain's answer

The card on the tournament page shows where your request stands:

Waiting for captain approval: the captain has been notified.

Join request approved: you are in the squad. Open your team to see it.

Join request declined: pick another team, or dismiss the notice.

You also get a notification in the app when the captain answers.

You can have only one request waiting at a time. To try another team, wait for the answer or ask the captain to decline it.

> **Tip:** Nothing happening? Call or message your captain. They can answer from the same tournament page.

4 No team yet? Register your own

If you are putting a team together yourself, tap "Register Your Team" instead.

Enter the team name, a phone number and an optional second contact.

You become the captain. In some tournaments the organizer approves new teams first, and some tournaments take no team registrations at all. Then you will see "Teams are added by the organizer" and should join an existing team.

> **Important:** Register Your Team appears only while the tournament status is Registration Open and before any registration deadline.

PART 4

After you join

What you can do once the captain says yes.

1 Follow your team and play

Open the tournament to see your team, the squad, the fixtures, the points table and live scores.

Tap a match to follow it ball by ball.

After each game your runs, wickets and catches are added to your profile.

Rosters are locked once the first match goes live, so join before then.

Frequently asked questions

Do I need to register for the app and for the tournament separately?

Yes. First create your CricNoble account once. Then, for each tournament, tap Register and join a team.

I cannot see Register or Join a Team.

Check you are signed in, not a guest. If you are, the organizer has not opened Player Registration yet, or registration has closed. Ask them.

I cannot find my team in the list.

Only teams the organizer has confirmed are listed. Ask your captain to check that the team is approved.

How long does the captain take to answer?

It depends on the captain. They are notified at once. Message or call them if it takes more than a day.

My request was declined.

Pick another team, or ask the captain why. A declined request does not stop you from joining a different team.

Can I join more than one team in the same tournament?

No. One team per tournament. To switch, ask your captain or the organizer to remove you first.

Can I leave a team?

Contact your captain or the organizer. Once you are in a squad you cannot leave by yourself.

My captain already added me. Do I still need to register?

No. If you are on the squad you are in. Open the tournament and you will see your team.

I have played before. Where are my old stats?

They are on your profile. If the captain added you by name without an account, ask them to link your account so the stats follow you.

Where can I get help?

Open More, then Help & Support in the app and send us a message.

Still stuck? Open More, then Help & Support in the app and send us a message.